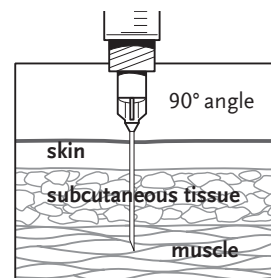


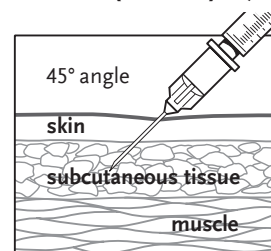
Administering Vaccines to Adults: Dose, Route, Site, and Needle Size

VACCINE	DOSE	ROUTE
Hepatitis A (HepA)	≤18 yrs: 0.5 mL ≥19 yrs: 1.0 mL	IM
Hepatitis B (HepB)	≤19 yrs: 0.5 mL ≥20 yrs: 1.0 mL	IM
HepA-HepB (Twinrix)	≥18 yrs: 1.0 mL	IM
Human papillomavirus (HPV)	0.5 mL	IM
Influenza, live attenuated (LAIV)	0.2 mL (0.1 mL into each nostril)	NAS (Intranasal spray)
Influenza, inactivated (IIV) and recombinant (RIV)	0.5 mL	IM
Influenza (IIV) Fluzone Intradermal, for ages 18 through 64 years	0.1 mL	ID (Intradermal)
Measles, Mumps, Rubella (MMR)	0.5 mL	SubCut
Meningococcal conjugate (MenACWY)	0.5 mL	IM
Meningococcal protein (MenB)	0.5 mL	IM
Meningococcal serogroup B (MenB)	0.5 mL	IM
Meningococcal polysaccharide (MPSV)	0.5 mL	SubCut
Pneumococcal conjugate (PCV13)	0.5 mL	IM
Pneumococcal polysaccharide (PPSV)	0.5 mL	IM or SubCut
Tetanus, Diphtheria (Td) with Pertussis (Tdap)	0.5 mL	IM
Varicella (VAR)	0.5 mL	SubCut
Zoster (HZV)	0.65 mL	SubCut

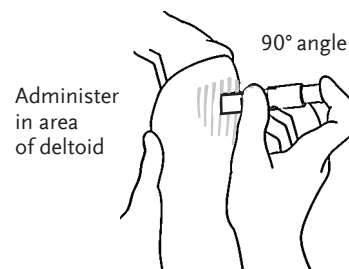
Intramuscular (IM) injection



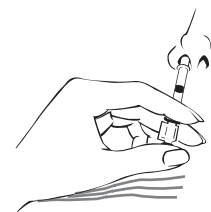
Subcutaneous (SubCut) injection



Intradermal (ID) administration of Fluzone ID vaccine



Intranasal (NAS) administration of Flumist (LAIV) vaccine



NOTE: Always refer to the package insert included with each biologic for complete vaccine administration information. CDC's Advisory Committee on Immunization Practices (ACIP) recommendations for the particular vaccine should be reviewed as well. Access the ACIP recommendations at www.immunize.org/acip.

Injection Site and Needle Size

Subcutaneous (SubCut) injection – Use a 23–25 gauge, 5/8" needle. Inject in fatty tissue over triceps.		
Intramuscular (IM) injection – Use a 22–25 gauge needle. Inject in deltoid muscle of arm. Choose the needle length as indicated below:		
Gender/Weight	Needle Length	
Female or male less than 130 lbs	5/8" *–1"	* A 5/8" needle may be used for patients weighing less than 130 lbs (<60 kg) for IM injection in the deltoid muscle only if the subcutaneous tissue is not bunched and the injection is made at a 90-degree angle.
Female or male 130–152 lbs	1"	
Female 153–200 lbs	1–1 1/2"	
Male 153–260 lbs		
Female 200+ lbs	1 1/2"	
Male 260+ lbs		